



**CV. BINA KARYA MANDIRI**

The Best Solution of Plumbing, Electrical & Air Conditioning

# PIPA HDPE **HOCO** Hdpe Pipe & Fitting

SERI		S3.2		S4		S5		S6.3		S8		S10		S12.5		S16		S20	
SDR		7,4		9		11		13,6		17		21		26		33		41	
PE-100		PN-25		PN-20		PN-16		PN-12.5		PN-10		PN-8		PN-6.3		PN-5		PN-4	
INCH	MM	Tebal	Harga(Rp)	Tebal	Harga(Rp)	Tebal	Harga(Rp)	Tebal	Harga(Rp)	Tebal	Harga(Rp)	Tebal	Harga(Rp)	Tebal	Harga(Rp)	Tebal	Harga(Rp)	Tebal	Harga(Rp)
		Min(mm)	(meter)	Min(mm)	(meter)	Min(mm)	(meter)	Min(mm)	(meter)	Min(mm)	(meter)	Min(mm)	(meter)	Min(mm)	(meter)	Min(mm)	(meter)	Min(mm)	(meter)
1/2"	20	3,0	9.600	2,3	7.800	2,0	6.960	1,8	6.000	1,4	5.710								
3/4"	25	3,5	14.400	3,0	12.000	2,3	10.090	2,0	8.770	1,8	7.690								
1"	32	4,4	23.400	3,6	19.820	3,0	16.450	2,4	13.510	2,0	11.530		9.610						
1-1/4"	40	5,5	36.600	4,5	30.630	3,7	25.820	3,0	21.320	2,4	17.360	2,0	14.350		12.010				
1-1/2"	50	6,9	57.000	5,6	47.450	4,6	39.340	3,7	32.970	3,0	26.850	2,4	22.460	2,0	18.620				
2"	63	8,6	90.000	7,1	75.670	5,8	63.060	4,7	52.250	3,8	42.880	3,0	34.830	2,5	28.220				
2-1/2"	75	10,3	127.900	8,4	106.900	6,8	87.630	5,6	73.270	4,5	60.540	3,6	49.850	2,9	40.240				
3"	90	12,3	183.100	10,1	153.750	8,2	125.830	6,7	104.920	5,4	86.900	4,3	71.470	3,5	58.850				
4"	110	15,1	274.400	12,3	228.850	10,0	186.960	8,1	156.460	6,6	128.170	5,3	106.900	4,2	87.690				
5"	125	17,1	353.700	14,0	294.890	11,4	244.620	9,2	201.800	7,4	165.220	6,0	136.330	4,8	111.150				
	140	19,2	443.800	15,7	370.570	12,7	304.860	10,3	252.790	8,3	207.390	6,7	171.170	5,4	139.950				
6"	160	21,9	577.700	17,9	482.250	14,6	396.570	11,8	330.330	9,5	267.930	7,7	222.340	6,1	181.980				
	180	24,6	730.900	20,1	610.810	16,4	505.880	13,3	418.800	10,7	342.280	8,6	279.280	6,9	226.420				
8"	200	27,4	900.000	22,4	754.950	18,2	623.660	14,7	513.630	11,9	418.620	9,6	346.066	7,7	280.480				
	225	30,8	1.142.300	25,2	952.550	20,5	789.430	16,6	652.310	13,4	535.850	10,8	441.440	8,6	300.300				
10"	250	34,2	1.410.200	27,9	1.174.170	22,7	971.110	18,4	804.800	14,8	656.880	11,9	535.000	9,6	437.250				
	280	38,3	1.768.100	31,3	1.476.270	25,4	1.206.400	20,6	997.720	16,6	817.240	13,4	681.680	10,7	546.550				
12"	315	43,1	2.232.400	35,2	1.867.260	28,6	1.541.200	23,2	1.275.900	18,7	1.044.800	15,0	849.070	12,1	693.690	9,7	566.360	7,7	453.450
14"	355	48,5	2.837.800	39,7	2.366.360	32,2	1.955.900	26,1	1.595.700	21,1	1.329.300	16,9	1.077.700	13,6	877.600	10,9	715.900	8,7	576.500
16"	400	54,7	3.599.300	47,7	3.008.400	36,3	2.483.400	29,4	2.051.800	23,7	1.690.400	19,1	1.372.190	15,3	1.112.300	12,3	911.700	9,8	730.900
18"	450	61,5	4.560.300	50,3	3.826.420	40,9	3.195.700	33,1	2.610.800	26,7	2.153.100	21,5	1.754.350	17,2	1.431.200	13,8	1.145.900	11,0	921.300
20"	500			55,8	4.706.300	45,4	3.941.100	36,8	3.221.000	29,7	2.657.600	23,9	2.154.950	19,1	1.755.500	15,3	1.412.000	12,3	1.145.300
22"	560			62,5	5.872.000	50,8	4.936.900	41,2	4.060.600	33,2	3.349.500	26,7	2.690.080	21,4	2.209.600	17,2	1.775.900	13,7	1.424.600
24"	630			70,3	7.514.700	57,2	6.246.800	46,3	5.133.300	37,4	4.237.200	30,0	3.406.000	24,1	2.789.200	19,3	2.240.200	15,4	1.813.200
28"	710			79,5	9.529.700	64,5	7.924.900	52,2	6.510.500	42,1	5.384.300	33,9	4.338.130	27,2	3.545.300	21,8	2.851.000	17,4	2.294.800
32"	800			89,3	14.464.800	72,6	12.079.000	58,8	9.924.300	47,4	8.200.300	38,1	6.598.900	30,6	5.388.100	24,5	4.330.000	19,6	3.489.000
36"	900			-	-	81,7	15.509.000	66,2	12.549.000	53,5	10.429.500	42,9	8.379.800	34,4	6.846.800	27,6	5.476.000	22,0	4.402.000
40"	1000			-	-	90,2	18.938.000	72,5	15.420.525	59,3	12.812.000	47,7	10.371.000	38,2	8.407.000	30,6	6.739.000	24,5	5.451.000
48"	1200			-	-	-	-	88,2	22.391.000	67,9	18.021.000	57,2	14.925.000	45,9	12.104.000	36,7	9.662.000	29,4	7.857.100


Standar Tebal : SNI 4829:2006, ISO 4427:2007

Ketebalan pipa disesuaikan dengan performa pipa mengacu standar SNI yang berlaku

Harga tidak terikat, bisa berubah sewaktu waktu.



# BRASS VALVE

HQ Brass Gate Valve BSPT	Size	Price
	1/2"	Rp. 74.200
	3/4"	Rp. 104.000
	1"	Rp. 151.500
	1-1/4"	Rp. 219.800
	1-1/2"	Rp. 299.000
	2"	Rp. 473.900
	2-1/2"	Rp. 805.800
	4"	Rp. 1.078.900

HQ Brass Ball Valve Female BSPT	Size	Price
	1/2"	Rp. 76.000
	3/4"	Rp. 107.200
	1"	Rp. 167.800
	1-1/4"	Rp. 255.400
	1-1/2"	Rp. 316.200
	2"	Rp. 486.096
	2-1/2"	Rp. 786.800
	4"	Rp. 1.651.400

HQ Brass Check Valve BSPT	Size	Price
	1/2"	Rp. 64.500
	3/4"	Rp. 85.500
	1"	Rp. 115.300
	1-1/4"	Rp. 190.900
	1-1/2"	Rp. 263.200
	2"	Rp. 411.100
	2-1/2"	Rp. 894.500
	4"	Rp. 1.907.300

HQ Brass Y Strainer BSPT	Size	Price
	1/2"	Rp. 83.754
	3/4"	Rp. 176.418
	1"	Rp. 228.096
	1-1/4"	Rp. 340.362
	2"	Rp. 628.601

HQ Brass Tusen Klep BSPT	Size	Price
	1/2"	Rp. 38.900
	3/4"	Rp. 52.000
	1"	Rp. 81.000
	1-1/4"	Rp. 118.500
	1-1/2"	Rp. 165.000
	2"	Rp. 275.000
	2-1/2"	Rp. 418.300
	4"	Rp. 946.500


HQ Brass Ball Valve Male X Female BSPT	Size	Price
	1/2"	Rp. 57.100

HQ Brass Lockable Angle (For Pipa PE) W/ Coupling	Size	Price
	20 mm x 3/4"	Rp. 110.600
	25 mm x 3/4"	Rp. 118.950


HQ Brass Lockable Straight (For Pipa PE) W/ Coupling	Size	Price
	20 mm x 3/4"	Rp. 101.700
	25 mm x 3/4"	Rp. 104.900

HQ Brass Lockable Angle (For Pipa GI) W/ Coupling	Size	Price
	1/2" x 3/4"	Rp. 93.850
	3/4" x 3/4"	Rp. 95.500


HQ Lockable straight Male bspt w/Coupling	Size	Price
	1/2" x 3/4"	Rp. 77.600


HQ Brass Magnetic Lockable Straight (For Pipa GI) Fxd	Size	Price
	1/2"	Rp. 100.400
	3/4"	Rp. 122.900

HQ Brass Ball Check Valve 1/2 Coupling WM x Female BSPT	Size	Price
	1/2"	Rp. 157.100


HQ Brass Magnetic Lockable Straight (For Pipa GI) W/ Coupling	Size	Price
	3/4" x 3/4"	Rp. 130.000
	1/2" x 1/2"	Rp. 120.000

HQ Brass Magnetic Lockable Straight (For Pipa PE) W/ Coupling	Size	Price
	20 mm x 3/4"	Rp. 155.100
	25 mm x 3/4"	Rp. 159.200

HQ Brass Magnetic Lockable Angle (For Pipa PE) W/ Coupling	Size	Price
	20 mm x 3/4"	Rp. 150.600
	25 mm x 3/4"	Rp. 156.500

HQ Brass Magnetic Lockable Angle (For Pipa GI) W/ Coupling	Size	Price
	1/2" x 3/4"	Rp. 132.950
	3/4" x 3/4"	Rp. 132.950

HQ Brass Plug Krant BSPT	Size	Price
	1/2"	Rp. 56.950
	3/4"	Rp. 106.100

HQ Atap Krant / Bib Cock BSPT	Size	Price
	1/2"	Rp. 19.450
	3/4"	Rp. 25.350

HQ Brass Coupling for Water Meter	Size	Price
	1/2"	Rp. 29.400
	3/4"	Rp. -

Harga tidak terikat, bisa berubah sewaktu waktu.



## FITTING PE

	Size	Price
	20 mm x 1/2"	Rp. 26.200



	Size	Price
	63 mm	Rp. 300.000
	75 mm	Rp. 361.000
	90 mm	Rp. 441.000
110 mm	Rp. 688.000	



	Size	Price
	32 x 20 mm	Rp. 34.200



	Size	Price
	500 gram	Rp. 56.880
700 gram	Rp. 58.800	



	Size	Price
	20 mm x 1/2"	Rp. 24.600



	Size	Price
	1"	Rp. 300.000
2"	Rp. 750.000	



	Size	Price
	20 mm x 1/2"	Rp. 32.200




	Size	Price
	12 mm	Rp. 3.525
25 mm	Rp. 6.000	




	Size	Price
	20 mm x 1/2"	Rp. 25.600



	Size	Price
	3/4 x 1/2"	Rp. 3.500
1 x 3/4"	Rp. 3.600	



	Size	Price
	-	Rp. 14.500



Harga tidak terikat, bisa berubah sewaktu waktu.



**CV. BINA KARYA MANDIRI**

The Best Solution of Plumbing, Electrical & Air Conditioning

## VALVE FLANGE

Size										
	HQ NRS Gate Valve WP : 10 K Body CI, Seat DCI, FLANGE JIS 10 K	HQ NRS Gate Valve WP : 10 K Body Cast Iron Brass Seated, FLANGE JIS 10 K	HQ CI Swing Check Valve WP : 10 K Body Cast Iron, Steam 2CR13, Seal Ring : Brass	HQ CI Y-Strainer WP : 10 K Body Cast Iron Screen SS 304 Flange 10 K	HC CI Ball Valve, Level Operate WP 10K Body Bonnet: Stem 2CR 13 Ball: SS201 Flange JIS 10K	HQ Foot Valve WP : JIS 10K Body Ductile Iron, Screen SS 304, Flange JIS 10K	HQ NRS Resilient Gate Valve WP : PN 16 Body DCI EPDM Seat, SS 304 Bonnet Ball, Epoxy 300rnc	HQ NRS Gate Valve Metal Seat, WP : PN 16 Body DCI, SEAT SS 304, Flange PN 16	HQ DCI Swing Check Valve WP : PN 16 Body DCI, Stem 2CR13, Seal Ring Brass, Seated Flange PN 16	HQ Resilient Swing Check Valve WP : PN 16 Body DCI, Stem 2CR13, Swing EPDM Powder Coating 300m, Range PN 16
1/2"										
3/4"										
1"										
1-1/4"										
1-1/2"	744.600		598.730	374.900	969.300	769.800	1.104.500	1.759.690	1.119.480	1.104.500
2"	1.001.100	1.302.800	677.540	455.100	1.146.940	979.600	1.234.500	2.119.150	1.398.900	1.234.500
2-1/2"	1.192.700	1.633.400	805.200	589.200	1.460.100	1.329.800	1.558.970	2.586.100	1.608.930	1.558.970
3"	1.520.100	1.936.900	991.930	839.100	1.871.940	1.679.500	1.948.930	3.124.560	2.098.800	1.948.930
4"	1.982.980	2.864.800	1.463.940	1.222.700	2.302.200	2.239.500	2.403.900	4.022.500	2.768.650	2.403.900
5"	2.782.870	3.730.400	2.022.160	1.704.750	4.310.800	3.149.200	3.507.900	5.423.200	3.707.750	3.507.900
6"	3.573.180	5.283.600	2.677.100	2.391.850	5.100.250	4.478.900	4.157.400	6.536.500	4.904.150	4.157.400
8"	5.860.520	8.094.800	4.422.300	4.101.790	8.732.650	6.928.200	6.236.300	10.320.750	8.111.850	6.236.300
10"	9.036.150	13.619.100	8.399.200	11.232.100		10.427.500	10.588.300	15.042.730	13.387.400	10.588.300
12"	13.067.840	19.000.650	11.887.400	15.617.300		14.136.700	13.641.600	19.697.500	17.332.979	13.641.600
14"	18.263.900		20.195.920				22.735.500	36.763.900	26.933.100	22.735.500
16"	27.676.700		34.186.500				28.582.200	47.219.900	34.977.700	28.582.200
18"							37.676.000	63.409.500	64.358.800	37.676.000
20"			51.716.600				48.718.800	75.551.900	81.847.900	48.718.750
24"							75.352.100	111.304.140	126.619.300	75.352.000

Harga tidak terikat, bisa berubah sewaktu waktu.



**CV. BINA KARYA MANDIRI**

The Best Solution of Plumbing, Electrical & Air Conditioning

## VALVE FLANGE

Size										
	HQ - Wafer Butterfly Valve, Lever Operation Body : DI, DISC DI, Steam : SS 420, SEAT; EPDM, Flange : Universal PN 16	HQ - Wafer Butterfly Valve Din, Gear Operation Body : DI, DISC DI, Steam : SS 420, Seat : EPDM, Flange : PN 16	HQ - Flange Butterfly Valve Din, Lever Operation Body : DI, DISC DI, Steam : SS 420, Seat : EPDM, Flange : PN 10	HQ - Flange Butterfly Valve Din, Gear Operation Body : DI, DISC DI, Steam : SS 420, Seat : EPDM, Flange : PN 10	HQ - Wafer Dual Plate Check Valve - Din Body : DI, DISC SS, Steam : SS 416, Seat : EPDM, PN 16	HQ - Wafer Butterfly Valve, Lever Operation Body : DI, DISC SS 304, Steam : SS 420, Seat EPDM, Flange : Universal PN 16	HQ - Wafer Butterfly Valve Din, Gear Operation Body : DI, DISC SS, Steam : SS 420, Seat EPDM, Flange : Universal PN 16	HQ - Flange Butterfly Valve Din, Lever Operation Body : DI, DISC SS 304, Steam : SS 420, Seat EPDM, Flange : Universal PN 16	HQ - Flange Butterfly Valve Din, Gear Operation Body : DI, DISC SS 304, Steam : SS 420, Seat EPDM, Flange : PN 10	HQ - Flange Butterfly Valve Din, Gear Operation Body : DI, DISC DI, Steam : SS 416, Seat : EPDM, PN 16
1/2"										
3/4"										
1"										
1-1/4"										
1-1/2"	352.270	685.810	860.160		440.660	380.570	714.120	894.990		400.600
2"	352.270	685.810	860.160		440.660	380.570	714.120	894.990		400.600
2-1/2"	400.600	734.150	1.019.320		527.320	442.840	776.380	1.071.310		480.720
3"	454.600	788.140	1.142.590		700.620	529.100	862.600	1.234.250		575.210
4"	669.700	1.006.290	1.468.960		994.540	801.650	1.198.760	1.631.880		774.210
5"	843.002	1.179.600	1.892.400		1.285.410	1.023.300	1.360.300	2.114.210		1.013.260
6"	1.015.500	1.352.470	2.513.500		1.741.310	1.329.820	1.666.850	2.900.400		1.305.870
8"	1.659.500	2.272.100	3.710.200	4.464.220	3.394.220	2.287.780	2.899.997	4.483.510	5.237.100	2.026.950
10"	2.406.220	3.018.450		6.229.540	5.393.740	3.727.760	4.339.980		7.856.100	3.176.500
12"	3.230.930	3.948.100		8.099.900	8.005.480	5.488.240	6.205.390		10.878.100	4.108.330
14"		5.290.550		10.029.210	12.473.500		8.975.630		14.564.700	7.894.100
16"		12.503.520		16.698.095	17.941.300		17.119.130		23.492.100	11.106.650
18"		15.206.700		20.714.920	26.911.630		21.580.160		28.559.200	14.848.400
20"		18.148.100		24.754.150	33.319.500		27.765.950		36.591.550	19.222.720
24"		28.700.830		37.989.230	47.843.000		42.701.370		55.221.200	29.902.200










Harga tidak terikat, bisa berubah sewaktu waktu.



**CV. BINA KARYA MANDIRI**

The Best Solution of Plumbing, Electrical & Air Conditioning

## VALVE FLANGE

Size											
	HQ DCI Y-Strainer WP : PN 16 Body DCI SS 304 Screen Flange PN 16	HQ DCI Single Air Valve WP : PN 16 Body DCI , ABS Ball Flange PN 10/16	HQ DCI Double Ball Air Valve WP : PN 16 Body DCI , ABS Ball Flange PN 10/16	HQ DCI Double Ball Air Valve with Stem WP:PN-16 Body Ductile Cast Iron ABS Ball Flange PN-16	HQ DCI Single Air Valve WP : PN 16 Body DCI , ABS Ball SCREW BSPT	HC NRS Globe Valve DIN WP : PN16 Body Bonnet : Cast Iron, Stem ZCR13, Seal Ring SS, Flange PN 16	HC NRS Globe Valve DIN , WP PN 25 Body Bonnet : Cast Iron, Stem ZCR13, Seal Ring SS, Flange PN 16	HC NRS Globe Valve DIN , WP PN 40 Body Bonnet : Cast Iron, Stem ZCR13, Seal Ring SS, Flange PN40	HC - Lift Check Valve DIN WP : PN-16 Body WCB, Flange PN16	HC - Lift Check Valve DIN WP : PN-25 Body WCB, Flange PN25	HC - Lift Check Valve DIN WP : PN-40 Body WCB, Flange PN40
1/2"						462.450	1.437.850	1.506.200	931.400	931.400	978.000
3/4"						538.200	1.548.850	1.676.450	1.024.600	1.024.600	1.071.200
1"					407.400	840.850	1.745.700	1.848.450	1.218.800	1.218.800	1.306.350
1-1/4"						1.017.200	2.327.400	2.430.200	1.560.200	1.560.200	1.611.150
1-1/2"	769.400	1.119.500			699.500	1.395.600	2.806.850	3.080.750	1.855.000	1.855.000	1.915.950
2"	901.600	1.296.800	1.208.800	2.496.300	1.049.200	1.798.800	3.251.850	3.628.100	2.150.200	2.150.200	2.220.750
2-1/2"	1.119.500	1.574.000	1.399.000	2.794.300		2.177.200	5.134.250	5.682.000	3.065.900	3.174.800	3.352.850
3"	1.504.200	1.672.200	1.979.000	3.423.450		2.421.100	6.195.400	6.811.550	4.098.350	4.292.100	4.397.900
4"	2.028.550	2.421.200	2.308.400	4.564.600		3.143.850	8.009.400	8.831.100	5.945.450	6.628.650	6.749.250
5"	3.148.000	2.834.100	2.972.950	7.132.550		4.833.800	12.767.400	14.204.800	8.778.400	9.756.400	10.276.300
6"	4.477.100	3.847.450	4.090.650	8.345.750		6.111.350	17.593.800	19.373.400	11.999.750	13.264.700	13.672.700
8"	8.954.100			14.050.600		9.667.550	28.820.600	31.969.650	20.972.300	25.559.600	26.169.650
10"	14.830.550					16.922.350	36.248.250	40.492.850	42.914.750	44.381.750	45.372.350
12"	18.538.300					27.707.600	63.391.950	70.305.800	53.641.700	60.960.900	62.441.400
14"	29.730.900						81.190.800	88.448.300	78.999.250	87.777.600	90.744.700
16"	40.224.500						124.798.300	138.524.100	118.995.700	137.523.100	141.429.300
18"	64.358.800										
20"											
24"											

Harga tidak terikat, bisa berubah sewaktu waktu.



## PRESSURE GAUGE



PRESSURE	PRESSURE GAUGE SS CASE WITH BRASS CONNECTION (FILLABLE 4 X 1/2")
0 - 6 Kg/cm <sup>2</sup>	Rp. 268.000
0 - 10 Kg/cm <sup>2</sup>	Rp. 268.000
0 - 16 Kg/cm <sup>2</sup>	Rp. 268.000
0 - 25 Kg/cm <sup>2</sup>	Rp. 268.000



PRESSURE	PRESSURE GAUGE SS CASE WITH BRASS CONNECTION (FILLABLE 4 X 1/4")
0 - 6 Kg/cm <sup>2</sup>	Rp. 110.000
0 - 10 Kg/cm <sup>2</sup>	Rp. 110.000
0 - 16 Kg/cm <sup>2</sup>	Rp. 110.000
0 - 25 Kg/cm <sup>2</sup>	Rp. 110.000



PRESSURE	PRESSURE GAUGE BLACK STEEL CASE WITH BRASS CONNECTION (4 X 1/2")
0 - 6 Kg/cm <sup>2</sup>	Rp. 136.500
0 - 10 Kg/cm <sup>2</sup>	Rp. 136.500
0 - 16 Kg/cm <sup>2</sup>	Rp. 136.500
0 - 25 Kg/cm <sup>2</sup>	Rp. 136.500

Harga tidak terikat, bisa berubah sewaktu waktu.



# WELDING MACHINE

 (Manual)	<b>Mode</b>	<b>Welding Range (mm)</b>	<b>Package</b>	<b>List</b>
	HDY160-2M	40.50.63.75.90.110.125.140.160	1 Plywood cases	Rp. 6.549.000
	HDY200-2M	63.75.90.110.125.140.160.180.200	1 Plywood cases	Rp. 8.005.000
	HDY250-2M	63.75.90.110.125.140.160.180.200.225.250	1 Plywood cases	Rp. 13.098.000
 (Manual)	<b>Mode</b>	<b>Welding Range (mm)</b>	<b>Package</b>	<b>List</b>
	HDY160-4M	40.50.63.75.90.110.125.140.160	1 Plywood cases	Rp. 8.684.000
	HDY200-4M	63.75.90.110.125.140.160.180.200	1 Plywood cases	Rp. 10.090.000
	HDY250-4M	63.75.90.110.125.140.160.180.200.225.250	1 Plywood cases	Rp. 16.250.000
 (Manual)	<b>Mode</b>	<b>Welding Range (mm)</b>	<b>Package</b>	<b>List</b>
	HDL160-2M	40.50.63.75.90.110.125.140.160	1 Plywood cases	Rp. 10.187.000
	HDL200-2M	63.75.90.110.125.140.160.180.200	1 Plywood cases	Rp. 11.545.000
 (Manual)	<b>Mode</b>	<b>Welding Range (mm)</b>	<b>Package</b>	<b>List</b>
	HDL160-4M	40.50.63.75.90.110.125.140.160	1 Plywood cases	Rp. 11.399.000
	HDL200-4M	63.75.90.110.125.140.160.180.200	1 Plywood cases	Rp. 14.068.000
	HDL250-4M	63.75.90.110.125.140.160.180.200.225.250	1 Plywood cases	Rp. 25.225.000
 (Manual)	<b>Mode</b>	<b>Welding Range (mm)</b>	<b>Package</b>	<b>List</b>
	HDI160	40.50.63.75.90.110.125.140.160	1 Plywood cases	Rp. 7.228.000
	HDI200	63.75.90.110.125.140.160.180.200	1 Plywood cases	Rp. 9.217.000
	<b>Mode</b>	<b>Welding Range (mm)</b>	<b>Package</b>	<b>List</b>
	HDC160	40.50.63.75.90.110.125.140.160	2 Plywood cases	Rp. 29.834.000
	HDC200	63.75.90.110.125.140.160.180.200	2 Plywood cases	Rp. 32.017.000
	HDC250	63.75.90.110.125.140.160.180.200.225.250	3 Plywood cases	Rp. 40.749.000
	<b>Mode</b>	<b>Welding Range (mm)</b>	<b>Package</b>	<b>List</b>
	HDC315	63.75.90.110.125.140.160.180.200.225.250.280.315	2 Plywood cases	Rp. 42.685.000
	HDC355	140.160.180.200.225.250.280.315.355	2 Plywood cases	Rp. 70.340.000
	<b>Mode</b>	<b>Welding Range (mm)</b>	<b>Package</b>	<b>List</b>
	HDC450	180.200.225.250.280.315.355.400.450	3 Plywood cases	Rp. 96.535.000
	HDC500	180.200.225.250.280.315.355.400.450.500	3 Plywood cases	Rp. 121.760.000
	HDC630 Without Hoist	315.355.400.450.500.560.630	3 Plywood cases	Rp. 134.373.000
	HDC630 With Hoist			Rp. 169.299.000
	<b>Mode</b>	<b>Welding Range (mm)</b>	<b>Package</b>	<b>List</b>
	HDC800 Without Hoist	450.500.560.630.710.800	3 Plywood cases	Rp. 277.963.000
	HDC800 With Hoist			Rp. 329.868.000
	HDC1000 Without Hoist	630.710.800.900.1000	3 Plywood cases	Rp. 494.802.000
	HDC1000 With Hoist			Rp. 577.269.000
	HDC1200 Without Hoist	800.900.1000.1200	3 Plywood cases	Rp. 921.690.000
	HDC1200 With Hoist			Rp. 979.902.000
	HDC1600 Without Hoist	1000.1200.1400.1600	3 Plywood cases	Rp. 2.134.500.000
	HDC1600 With Hoist			Rp. 2.216.907.000

Harga tidak terikat, bisa berubah sewaktu waktu.





**CV. BINA KARYA MANDIRI**

The Best Solution of Plumbing, Electrical & Air Conditioning

## FELXIBLE JOINT

Size						
	FLEXIBLE JOINT SINGLE JIS 10K	FLEXIBLE JOINT SINGLE PN 10	FLEXIBLE JOINT SINGLE PN 16	FLEXIBLE JOINT DOUBLE JIS 10K	FLEXIBLE JOINT DOUBLE PN-10	FLEXIBLE JOINT DOUBLE PN 16
1/2"	281,300	283,900	283,900	-	-	-
3/4"	290,500	292,800	292,700	335,600	342,900	342,900
1"	294,100	298,800	298,800	342,900	352,500	352,500
1-1/4"	311,200	311,200	311,200	386,950	398,400	398,400
1-1/2"	327,500	327,500	327,500	410,800	423,100	423,100
2"	356,300	375,600	375,600	462,900	476,600	476,600
2-1/2"	516,900	525,100	525,100	647,200	666,860	666,900
3"	629,400	633,900	633,900	695,100	728,600	728,600
4"	771,620	789,800	789,800	904,500	914,990	915,000
5"	1,170,310	1,197,900	1,197,900	1,338,450	1,402,950	1,403,000
6"	1,497,920	1,542,300	1,542,300	1,624,700	1,643,600	1,643,600
8"	2,340,620	2,395,700	2,395,700	2,826,700	2,911,300	2,911,300
10"	3,112,180	3,185,500	3,258,700	3,745,100	3,767,800	3,835,200
12"	3,913,800	4,010,400	4,241,200	4,336,900	4,419,000	4,550,500
14"	5,108,960	5,168,400	5,452,700	5,795,950	5,845,800	6,192,500
16"	6,282,150	6,378,200	6,593,800	6,787,980	6,831,200	7,093,100
18"	8,017,350	8,218,300	8,468,000	9,458,800	9,621,000	10,259,100
20"	8,791,100	8,997,900	9,646,600	10,767,900	10,971,800	12,257,350
24"	12,863,430	13,507,400	14,612,700	14,948,700	16,035,600	16,807,800

Harga tidak terikat, bisa berubah sewaktu waktu.



**CV. BINA KARYA MANDIRI**  
The Best Solution of Plumbing, Electrical & Air Conditioning

# BUTT FUSION



Size	Stub End SDR 11/17	Butt Fusion Elbow 45°	Butt Fusion End Cap	Butt Fusion Elbow 90°
20	67.500	-	5.040	-
25	70.200	-	-	-
32	72.000	-	7.560	-
40	75.348	-	15.030	-
50	84.357	-	25.020	83.520
63	85.995	111.330	37.350	111.330
75	122.850	155.970	59.940	160.920
90	175.266	175.590	67.860	208.350
110	227.682	292.680	94.680	472.950
125	262.080	480.780	249.750	480.780
140	319.410	-	-	-
160	360.360	647.640	249.750	-
180	863.226	-	-	-
200	728.091	1.279.980	749.250	1.479.690
225	863.226	2.747.070	1.118.790	1.584.810
250	1.003.275	1.865.340	1.248.660	2.747.520
280	1.777.230	-	1.248.660	-
315	1.848.647	3.535.020	1.748.160	3.791.430
355	2.285.010	4.793.193	3.195.810	11.168.640
400	3.117.114	6.798.330	4.752.720	12.261.150
450	4.381.650	-	5.829.660	-
500	6.715.800	-	8.576.730	-
560	9.009.000	-	10.028.250	-
630	9.991.800	-	13.462.020	-
710	15.479.100	-	-	-
800	17.199.000	-	-	-
900	24.897.600	-	-	-
1000	30.794.400	-	-	-
1200	42.588.000	-	-	-



Size	Butt Fusion Reducing Tee
63 x 32 x 63	127.710
63 x 40 x 63	139.140
63 x 50 x 63	194.760
75 x 40 x 75	222.570
75 x 50 x 75	249.750
75 x 63 x 75	249.750
90 x 40 x 90	305.370
90 x 50 x 90	311.040
90 x 63 x 90	436.230
90 x 75 x 90	472.230
110 x 40 x 110	488.700
110 x 50 x 110	488.700
110 x 63 x 110	499.500
110 x 90 x 110	539.730
160 x 63 x 160	1.110.240
160 x 90 x 160	1.136.610
160 x 110 x 160	1.136.610
200 x 63 x 200	1.571.670
200 x 90 x 200	1.653.390
200 x 110 x 200	2.164.770
200 x 160 x 200	2.192.580
225 x 160 x 225	3.551.850
250 x 110 x 250	3.143.160
250 x 160 x 250	3.146.850
250 x 200 x 250	3.607.470
315 x 160 x 315	4.551.300
315 x 200 x 315	4.984.470
315 x 250 x 315	5.417.550
355 x 250 x 355	11.715.210
400 x 315 x 400	12.625.560
450 x 315 x 400	24.799.860
500 x 315 x 500	31.563.540
500 x 400 x 500	32.315.040
630 x 500 x 630	58.617.270



Size	Butt Fusion Equal Tee
50 x 50 x 50	111.330
63 x 63 x 63	140.670
75 x 75 x 75	186.120
90 x 90 x 90	253.440
110 x 110 x 110	401.760
125 x 125 x 125	671.670
160 x 160 x 160	820.890
200 x 200 x 200	1.512.270
225 x 225 x 225	1.743.390
250 x 250 x 250	2.928.690
280 x 280 x 280	6.382.350
315 x 315 x 315	6.382.350
355 x 355 x 355	7.265.340
400 x 400 x 400	8.386.650
450 x 450 x 450	13.816.350
500 x 500 x 500	33.817.950
560 x 560 x 560	61.623.180



Size	Butt Fusion Reducer
63 x 32	55.710
63 x 40	72.720
63 x 50	77.760
75 x 63	86.850
90 x 63	135.540
90 x 75	144.810
110 x 63	165.870
110 x 90	165.870
160 x 63	308.340
160 x 90	326.250
160 x 110	338.490
180 x 160	514.800
200 x 110	514.980
200 x 160	781.650
225 x 160	1.554.030
250 x 160	1.091.700
250 x 200	1.462.860
315 x 160	1.554.030
315 x 200	2.034.450
315 x 250	2.034.450
355 x 315	3.156.840
400 x 250	3.247.650
400 x 315	3.247.650
450 x 400	3.927.060
500 x 400	9.995.040
500 x 450	9.995.040
560 x 500	11.422.890
630 x 500	11.422.890

Harga tidak terikat, bisa berubah sewaktu waktu.



**CV. BINA KARYA MANDIRI**  
The Best Solution of Plumbing, Electrical & Air Conditioning

## PUSH FIT

(WORKING PRESURE 10 BAR)



**PUSH FIT ELBOW PP HQ**

Size	Price
20 mm x 20 mm	Rp. 21.281
25 mm x 25 mm	Rp. 23.054



**PUSH FIT COUPLING PP HQ**

Size	Price
20 mm x 20 mm	Rp. 20.394
25 mm x 25 mm	Rp. 22.611



**PUSH FIT DOP PP HQ**

Size	Price
20 mm	Rp. 17.734
25 mm	Rp. 19.951



**PUSH FIT MALE ELBOW PP HQ**

Size	Price
20 mm x 1/2"	Rp. 16.955
25 mm x 3/4"	Rp. 21.503



**PUSH FIT FEMALE ELBOW PP HQ**

Size	Price
20 mm x 1/2"	Rp. 19.951
25 mm x 3/4"	Rp. 21.724



**PUSH FIT MALE THREAD ADAPTOR HQ**

Size	Price
20 mm x 1/2"	Rp. 15.244
25 mm x 3/4"	Rp. 20.838



**PUSH FIT FEMALE THREAD ADAPTOR PP HQ**

Size	Price
20 mm x 1/2"	Rp. 19.064
25 mm x 3/4"	Rp. 21.503



**PUSH FIT REDUCER COUPLING PP HQ**

Size	Price
25 mm x 20 mm	Rp. 22.168



**FERRULE PUSH FIT**

Size	Price
20 mm x 1-1/4"	Rp. 103.636
25 mm x 1-1/4"	Rp. 103.636

Harga tidak terikat, bisa berubah sewaktu waktu.



# COMPRESSION THREAD FITTINGS

Male Thread Adaptor Compression PP	Size	Price
	20 X 1/2"	Rp. 9.229
	20 X 3/4"	Rp. 9.700
	25 X 1/2"	Rp. 11.000
	25 X 3/4"	Rp. 11.198
	25 X 1"	Rp. 11.900
	32 X 3/4"	Rp. 18.000
	32 X 1"	Rp. 19.500
	40 X 1-1/4"	Rp. 27.862
	40 X 1-1/2"	Rp. 28.398
	50 X 1-1/2"	Rp. 45.008
	63 X 2"	Rp. 66.976
	75 X 2-1/2"	Rp. 101.804
	90 X 3"	Rp. 144.668
	110 X 4"	Rp. 289.336

COUPLING Reducer Compression PP	Size	Price
	25 X 20	Rp. 19.000
	32 X 20	Rp. 21.500
	32 X 25	Rp. 22.000
	40 X 25	Rp. 41.000
	40 X 32	Rp. 39.500
	50 X 40	Rp. 59.000
	63 X 50	Rp. 92.000
	75 X 63	Rp. 149.000
	90 X 63	Rp. 235.000
	90 X 75	Rp. 240.000
	110 X 90	Rp. 400.000

Female Thread TEE Compression PP	Size	Price
	20 X 1/2" X 20	Rp. 18.217
	25 X 3/4" X 25	Rp. 26.255
	32 X 1" X 32	Rp. 38.578
	40 X 1-1/4" X 40	Rp. 60.010
	50 X 1-1/2" X 50	Rp. 95.000
	63 X 2" X 63	Rp. 165.000
	75 X 2-1/2" X 75	Rp. 230.860
	90 X 3" X 90	Rp. 319.000
	110 X 4" X 110	Rp. 660.000

Female Thread Adaptor Compression PP	Size	Price
	20 X 1/2"	Rp. 9.109
	20 X 3/4"	Rp. 9.600
	25 X 1/2"	Rp. 13.000
	25 X 3/4"	Rp. 13.395
	32 X 3/4"	Rp. 19.750
	32 X 1"	Rp. 20.361
	40 X 1-1/4"	Rp. 27.862
	40 X 1-1/2"	Rp. -
	50 X 1-1/2"	Rp. 45.544
	63 X 2"	Rp. 78.228
	75 X 2-1/2"	Rp. 109.841
	90 X 3"	Rp. 155.384
	110 X 4"	Rp. 342.917


Male Thread TEE Compression PP	Size	Price
	20 X 1/2" X 20	Rp. 17.146
	25 X 3/4" X 25	Rp. 22.504
	32 X 1" X 32	Rp. 35.363
	40 X 1-1/4" X 40	Rp. 50.634
	50 X 1-1/2" X 50	Rp. 82.943
	63 X 2" X 63	Rp. 147.079
	75 X 2-1/2" X 75	Rp. 215.000
	90 X 3" X 90	Rp. 315.000
	110 X 4" X 110	Rp. 649.000

ELBOW Compression PP	Size	Price
	20 X 20	Rp. 13.502
	25 X 25	Rp. 17.360
	32 X 32	Rp. 28.994
	40 X 40	Rp. 43.400
	50 X 50	Rp. 69.923
	63 X 63	Rp. 122.968
	75 X 75	Rp. 169.744
	90 X 90	Rp. 267.636
	110 X 110	Rp. 515.983

Male Thread ELBOW Compression PP	Size	Price
	20 X 1/2"	Rp. 9.645
	20 X 3/4"	Rp. 10.500
	25 X 1/2"	Rp. 14.467
	25 X 3/4"	Rp. 15.500
	32 X 3/4"	Rp. 23.000
	32 X 1"	Rp. 23.576
	40 X 1-1/4"	Rp. 37.507
	40 X 1-1/2"	Rp. 39.000
	50 X 1-1/2"	Rp. 56.000
	63 X 2"	Rp. 95.000
	75 X 2-1/2"	Rp. 125.000
	90 X 3"	Rp. 199.000
	110 X 4"	Rp. 379.000

TEE Compression PP	Size	Price
	20 X 20 X 20	Rp. 22.504
	25 X 25 X 25	Rp. 30.005
	32 X 32 X 32	Rp. 46.079
	40 X 40 X 40	Rp. 77.692
	50 X 50 X 50	Rp. 109.900
	63 X 63 X 63	Rp. 199.000
	75 X 75 X 75	Rp. 279.000
	90 X 90 X 90	Rp. 395.000
	110 X 110 X 110	Rp. 760.000

CAP/DOP Compression PP	Size	Price
	20	Rp. 6.966
	25	Rp. 9.645
	32	Rp. 17.682
	40	Rp. 25.183
	50	Rp. 37.507
	63	Rp. 75.013
	75	Rp. 104.483
	90	Rp. 141.989
	110	Rp. 283.978

TEE Reducer Compression PP	Size	Price
	25 X 20	Rp. 28.875
	32 X 25	Rp. 39.900
	40 X 32	Rp. 65.000
	50 X 40	Rp. 108.700
	63 X 50	Rp. 195.000
	75 X 63	Rp. 280.000
	90 X 75	Rp. 415.000
	110 X 90	Rp. 815.000

COUPLING Compression PP	Size	Price
	20X20	Rp. 12.859
	25X25	Rp. 17.146
	32X32	Rp. 27.326
	40X40	Rp. 46.615
	50X50	Rp. 70.791
	63X63	Rp. 116.806
	75X75	Rp. 179.496
	90X90	Rp. 254.509
	110X110	Rp. 509.018


Female Thread ELBOW Compression PP	Size	Price
	20 X 1/2"	Rp. 11.788
	20 X 3/4"	Rp. 12.250
	25 X 1/2"	Rp. 16.800
	25 X 3/4"	Rp. 17.146
	32 X 3/4"	Rp. 26.500
	32 X 1"	Rp. 26.790
	40 X 1-1/4"	Rp. 38.042
	50 X 1-1/2"	Rp. 61.000
	63 X 2"	Rp. 99.000
	75 X 2-1/2"	Rp. 135.000
	90 X 3"	Rp. 215.014
	110 X 4"	Rp. 399.000


Harga tidak terikat, bisa berubah sewaktu waktu.




## FITTING PE

Clamp Saddle With Galvanize Iron Nut & Bolt, Body PP	Size	Price
	32 mm x 1/2"	Rp. 18.500
	32 mm x 3/4"	Rp. 19.000
	50 x 1/2"	Rp. 22.772
	50 x 3/4"	Rp. 22.772
	50 x 1"	Rp. 23.700
	50 x 1-1/4"	Rp. 39.489
	63 x 1/2"	Rp. 32.148
	63 x 3/4"	Rp. 32.148
	63 x 1"	Rp. 33.488
	63 x 1-1/4"	Rp. 40.186
	63 x 1-1/2"	Rp. 42.500
	75 x 1/2"	Rp. 40.000
	75 x 3/4"	Rp. 41.000
	75 x 1"	Rp. 42.000
	75 x 1-1/4"	Rp. 43.000
	90 x 1/2"	Rp. 45.000
	90 x 3/4"	Rp. 46.000
	90 x 1"	Rp. 47.000
	90 x 1-1/4"	Rp. 51.000
	90 x 1-1/2"	Rp. 56.000
	110 x 1/2"	Rp. 55.000
	110 x 3/4"	Rp. 56.000
	110 x 1"	Rp. 57.000
	110 x 1-1/4"	Rp. 62.000
	110 x 1-1/2"	Rp. 64.000
	110 x 2"	Rp. 66.000
	160 x 1/2"	Rp. 125.000
	160 x 3/4"	Rp. 123.236
	160 x 1"	Rp. 125.915
	160 x 1-1/4"	Rp. 125.915
	160 x 1-1/2"	Rp. 130.000
	160 x 2"	Rp. 135.000
	200 x 1/2"	Rp. 250.000
	200 x 3/4"	Rp. 255.000
	200 x 1"	Rp. 260.000
	200 x 1-1/4"	Rp. 275.000
	200 x 2"	Rp. 285.000

PP Clamp Saddle With Bolt, Nut, Plat Washer SS 304	Size	Price
	63 x 1-1/4"	Rp. 47.151
	90 x 1-1/4"	Rp. 75.013
	110 x 1-1/4"	Rp. 102.875
	160 x 1-1/4"	Rp. 179.000
	200 x 1-1/4"	Rp. 342.000

Clamp Saddle (SS304 Bolt, Hotdip Nut) with Ferrule Tee with Pipe end (2CR13 Cutter)	Size	Price
	63 x 25 (pipe)	Rp. 136.000
	90 x 25 (pipe)	Rp. 208.000
	110 x 25 (pipe)	Rp. 236.000
	160 x 24 (pipe)	Rp. 340.000

Ball Valve Male Compression PP	Size	Price
	20 x 1/2"	Rp. 34.600
	25 x 3/4"	Rp. 50.000
	32 x 1"	Rp. 64.000
	40 x 1-1/4"	Rp. 107.000
	50 x 1-1/2"	Rp. 152.000
	63 x 2"	Rp. 218.000
	75 x 2-1/2"	Rp. 383.700
	90 X 3"	Rp. 543.000
	110 X 4"	Rp. 910.000

Ball Valve Female Compression PP	Size	Price
	20 x 1/2"	Rp. 42.000
	25 x 3/4"	Rp. 60.000
	32 x 1"	Rp. 81.000
	40 x 1-1/4"	Rp. 124.000
	50 x 1-1/2"	Rp. 183.000
	63 x 2"	Rp. 272.000
	75 x 2-1/2"	Rp. 470.700
	90 X 3"	Rp. 645.000
	110 X 4"	Rp. 1.025.000

Ball Valve Full Compression PP	Size	Price
	20 x 20	Rp. 50.600
	25 x 25	Rp. 79.900
	32 X 32	Rp. 98.600
	40 X 40	Rp. 146.500
	50 X 50	Rp. 208.000
	63 X 63	Rp. 320.000
	75 X 75	Rp. 533.000
	90 X 90	Rp. 746.000
	110 X 110	Rp. 1.323.000

Ferrule Cutter SS 2 CR 13 Compression PP	Size	Price
	20 x 1-1/4"	Rp. 107.500
	25 x 1-1/4"	Rp. 109.000

Ferrule Cutter SS 2 CR 13 Pipe End PP	Size	Price
	20 x 1-1/4"	Rp. 97.500
	25 x 1-1/4"	Rp. 99.900


PUSH FIT Ferrule Cutter SS 2 CR 13 PP	Size	Price
	20 x 1-1/4"	Rp. 103.636
	25 x 1-1/4"	Rp. 103.636

Ferrule Cutter GIP Compression PP	Size	Price
	20 x 1-1/4"	Rp. 90.000
	25 x 1-1/4"	Rp. 90.000

Bushing Bspt	Size	Price
	3/4 x 1/2"	Rp. 3.500
	1 x 3/4"	Rp. 3.600

Box Meter PP	Size	Price
	500 gram	Rp. 56.880
	700 gram	Rp. 58.800

Flange Adaptor Compression PP with Flange PN 16	Size	Price
	63 mm	Rp. 300.000
	75 mm	Rp. 361.000
	90 mm	Rp. 441.000
	110 mm	Rp. 688.000

Air Release Valve Nylon	Size	Price
	1"	Rp. 300.000
	2"	Rp. 750.000

Sealtape	Size	Price
	12 mm	Rp. 3.525
	25 mm	Rp. 6.000

Kawat Segel + Plastik Segel 40cm	Size	Price
	-	Rp. 14.500

Harga tidak terikat, bisa berubah sewaktu waktu.